

LINK® MORTUARY
EQUIPMENT

DD-EX2
DOUBLE DECK SYSTEM



LINK[®] DD-EX2

Double Deck System




Mid-Sized Double Deck System

The DD-EX2 is the only double deck system engineered to fit a mid-sized cargo van. The system allows four cots, three cremation containers, or two air trays to be transported safely by one person. The system increases vehicle efficiency by doubling the carrying capacity while minimizing mileage costs required for multiple transport trips.

The powered upper deck raises and lowers within seconds, enabling one operator to easily load and transport. Interchangeable and adjustable bier pins and polyethylene glide strips allow the management of different tray and container sizes on both decks. Recessed cot cups allow for the safe secure transport of stretchers.

From capability to overall cost, the DD-EX2 is built to serve a mortician's bottom line. The system will prove to increase operation efficiency and maintain the highest standards of professionalism for funeral homes with transportation and cremation services.




TRANSPORTING CAPABILITIES

Increase the carrying capacity of a mid-sized cargo van with the transportation of either four cots, three cremation containers or two air trays.

POWERED UPPER DECK

The upper deck raises and lowers within seconds, allowing one person to easily load and transport.




DURABLE DECK AND GLIDE STRIPS

The deck comes with bier pin plates, cot cups and glide strips making loading and securing easy while protecting the vehicle from damage.

WASHABLE SEALED DECK

The deck is made of extruded aluminum and sealed fiberglass, both protecting the vehicle and allowing for sanitation.



HIGH-IMPACT BUMPER RAMP

A high impact, fold down ramp protects the rear of your vehicle, as well as assists in loading and unloading mortuary cots and containers.

600 LB. CAPACITY ON THE UPPER DECK

A reinforced frame with simplified lifting geometry creates a durable double deck system.

SPECIFICATIONS

	STANDARD (7223B003)	EXTENDED (7223B001)
WIDTH	60.5 INCHES	60.5 INCHES
LENGTH	91.25 INCHES	99.25 INCHES
MAXIMUM LOAD WIDTH*	48.73 INCHES	49.25 INCHES
MAXIMUM LOAD LENGTH*	87.98 INCHES	95.98 INCHES
UPPER DECK WEIGHT CAPACITY	600 LBS	600 LBS
BULKHEAD	REQUIRED	REQUIRED

* Note: The upper deck has a maximum load width of 47.23 inches and a maximum load length of 81.48 inches (7223B003) or 90.48 inches (7223B001).

PRODUCT CODES

	WHEELBASE	PRODUCT CODE
MERCEDES-BENZ METRIS (SWB)	126 INCHES	7223B003
MERCEDES-BENZ METRIS (LWB)	135 INCHES	7223B001
MERCEDES-BENZ VITO (SWB)	126 INCHES	7223B003
MERCEDES-BENZ VITO (LWB)	135 INCHES	7223B001

WARNING: Link products must be professionally installed by a trained technician when being placed into an Electric Vehicle (EV). Electric Vehicles have higher voltage batteries and cables and drilling into Electric Vehicles may cause serious bodily harm and possibly death. Link is not responsible for optional configurations or equipment that restrict the installation of this product in any way. Consult OEM body builder guides for additional installation guidelines.

Specialty Engineered Deck System